




shredding technology

The reliable brand!

RS
SERIES



RS45, RS50, RS60, RS100

THE HIGHEST RELIABILITY FOR THE TOUGHEST APPLICATIONS

The refined RS shredder models have stood the test of time and the toughest applications. With their great reliability and their ability to handle unshreddable items without problems, they excel in wide range of applications.

Speed, torque, cutting chamber, cutting systems, perforated screens and sealing variants – all these features can be individually configured to create customised machines that perfectly meet your demands.

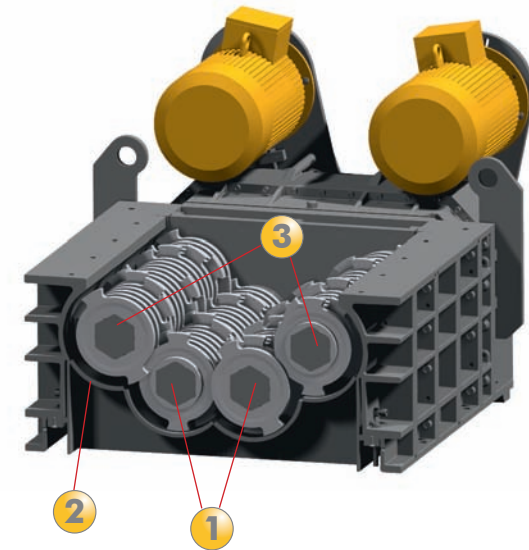
Their rugged design and powerful, hard-wearing cutting systems make them the perfect equipment for multi-shift continuous operation.

For more information please refer to the
“Individual Shredding Solutions” brochure



FUNCTION AND DESIGN

After the material to be shredded has been drawn into the main cutters (1), it is both pre-shredded and re-shredded in a single pass. Material that does not fall through the screen (2) is transferred to the secondary cutters (3) and moved back up and fed back into the cutting chamber for re-shredding. The screen determines the size of the final fraction.



TYPICAL APPLICATIONS

- Aluminium profiles • Dashboards • Interior auto trim • Bank notes • Batteries • Organic waste • Cans
- Electronic scrap • Electric cookers • Cement asbestos boards • Spring mattresses • Plastic film • Dishwashers
- Gypsum boards • Green waste • Rubber waste • Domestic waste • Cardboard packaging • Cardboard tubes
- Plastic packaging • Plastic drums • Refrigerators • Metals • Medical waste • Metal chips • Metal drums • Rubbish bins
- Oil filters • Paper • Paper rejects • Plastic bottles • Production waste • Passenger car tyres • Radioactive waste
- Shredder light fraction • Hazardous waste • Punching scrap • Bumpers • Carpets and rugs • Tetra pack • Textiles
- Workshop waste • Packaging material • etc.

QUALITY FEATURES

High availability

- Integrated electronic shut-down for unshreddable items
- Resistant to foreign material due to low speed cutting shafts
- Multiple shaft bearings (A) for extra rigidity
- Multi-stage sealing system (B) protecting gears and bearings
- Integrated and easy-to-replace cutting chamber bulkhead walls(C)
- Straight forward design (no hydraulics, couplings, etc.) ensures reliable operation
- Rugged, reinforced steel frame
- Cutting disks with integral collar (no separate spacers) distributes cutting force over wide area

Operational advantages



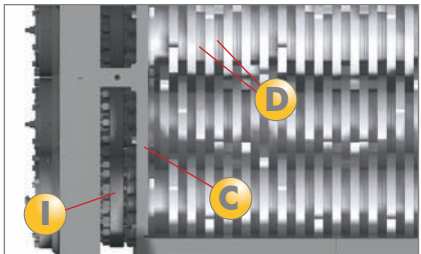


- Reliable tooth belt drive (E) with two independent motors and rugged, heavy-duty gears (F)
- Belt drive provides optimum shaft speed
- Consistent final particle size
- One step pre- and re-shredding
- Self feeding for most materials – no ram required
- Quick change screen system
- Low noise and dust generation

Functional design

- Can be loaded from all sides
- More than 350 cutting system configurations available
- Modular system allows for tailor made solutions
- Compact design integrates into complex installations without difficulty
- Rugged cast iron frame (G)
- Very large screen area ensures high throughput
- High torque drive easily handles tough materials

Options

- Hydraulic ram for bulky materials
- Variable frequency drive (VFD) speed control for adjustable throughput and reduction of start-up peaks
- Screw conveyor for efficient discharge of shredded material
- Automatic central lubrication system
- Active shaft ventilation (H) for increased cutter life
- Dynamic cutting disc pre-loading system (I) for easy change-out
- Wear plates
- "UNTHA Carefree package"

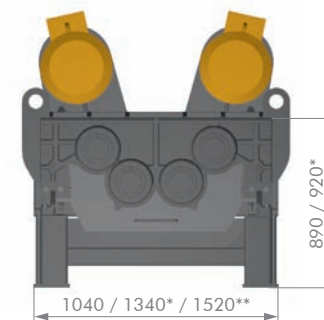
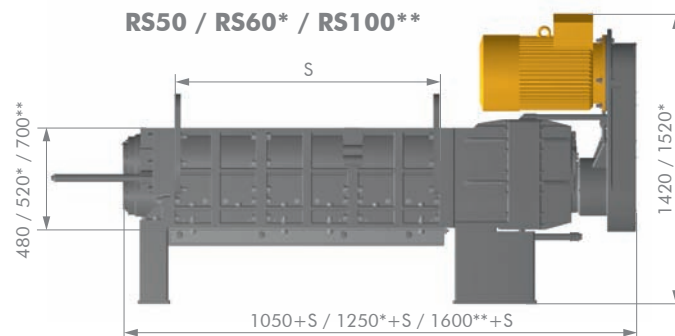
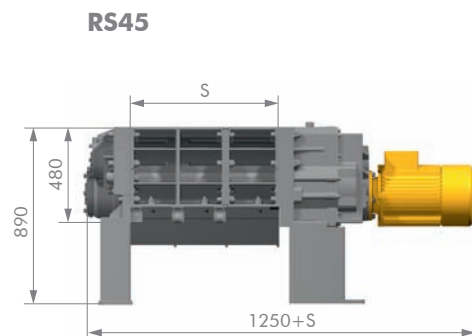


RS SERIES

Four-shaft shredding system

TECHNICAL DATA		RS45	RS50	RS60	RS100
Driving power	kW	30/37	44/50/60	60/74	100/110/150
Charging hole (S)	mm	750/960 x 700	750/960/1,230 x 700	960/1,200/1,440 x 860	1,200/1,500 x 1,020
No. of cutting shafts		4	4	4	4
Speed main shafts	rpm	16 - 23	21 - 29	17 - 21	17 - 28
Speed secondary shafts	rpm	21 - 31	32 - 43	21 - 25	17 - 28
Ø Perforated screen	mm	15 - 40	15 - 40	15 - 100	30 - 100
Direct drive		yes	no	no	no
Belt drive		no	yes	yes	yes
Weight	kg	2,200 - 2,800	2,600 - 3,200	4,000 - 5,300	9,000 - 12,000

All dimensions in mm.



40 years of expertise.

More than 8,000 shredders in daily operation!



shredding technology

The reliable brand!



UNTHA shredding technology

Moldanstraße 141
A-5431 Kuchl / Salzburg, Austria
Tel +43 6244 7016 0, Fax +43 6244 7016 1
info@untha.com

www.untha.com

Manufacturers Repr. Middle East



KALMEC Export AB

Polhemsgatan 1
S-392 39 KALMAR
SWEDEN

Tel. + 46 480 85900
Fax + 46 480 28602
www.kalmec.com