

BRODD TWIGGY®




"The flexible sweeper"

Narrow gauge variant of Twist compact sweeper.
Suitable for narrow sidewalks and tight spaces.

BRODD TWIGGY®

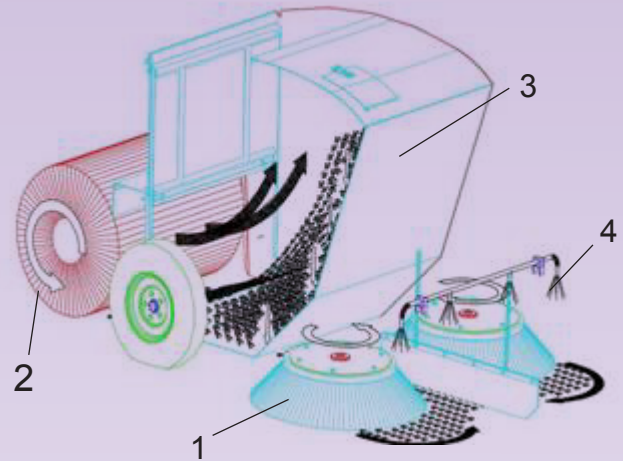
The small compact trailer sweeper



Easy and fast to couple up

Go backwards close to the sweeper and couple up the draw bar, connect the electric system for remote control and lighting, connect the gear box with the hydraulic pump to the power-take-off of the towing vehicle.

In a few minutes **Twiggy** is ready for sweeping!



Sweeping principle


Both side brushes (1) sweep the dirt into the middle of the sweeper, the roller brush (2) throws the debris directly into the hopper (3). The sprinkler ramp (4) prevents the dust.



1.500 mm dumping height!


Twiggy sweeper is designed to dump into a container or directly on the ground. Equipped with a large dirt hopper of 1,15 m³. This feature saves You several time-wasting and expensive daily transports to the discharge place.

All operations are operated from a remote control unit in the driver's cab.




Easy access for service

The electric, hydraulic controls, oil filter and water pump are protected from dust, dirt and wetness. They are placed at a convenient working height for service.



Full automatic floating broom suspension

Due to the unique "BRODD float" system the brushes will always be automatically adjusted, no matter the grade of wear on the brushes and they always maintain the correct pressure to the surface.



Side displacement of the draw bar

Twiggy is as standard equipped with a hydraulic left/right displacement of the draw bar. It is remote controlled with joystick. The flexibility in curves and around e.g. poles gets even better and You can simply sweep "every corner" clean.

Manual refuse input

Bigger pieces of rubbish can be put by hand into the dirt hopper, since the top is within comfortable reach.



Sprinkler system

The water sprinkler system helps to prevent the dust around the sweeper.

Remote control

All sweeping operations are operated from the driver's cab. Sweeping on/off, water pump on/off, dirt hopper up/down etc.


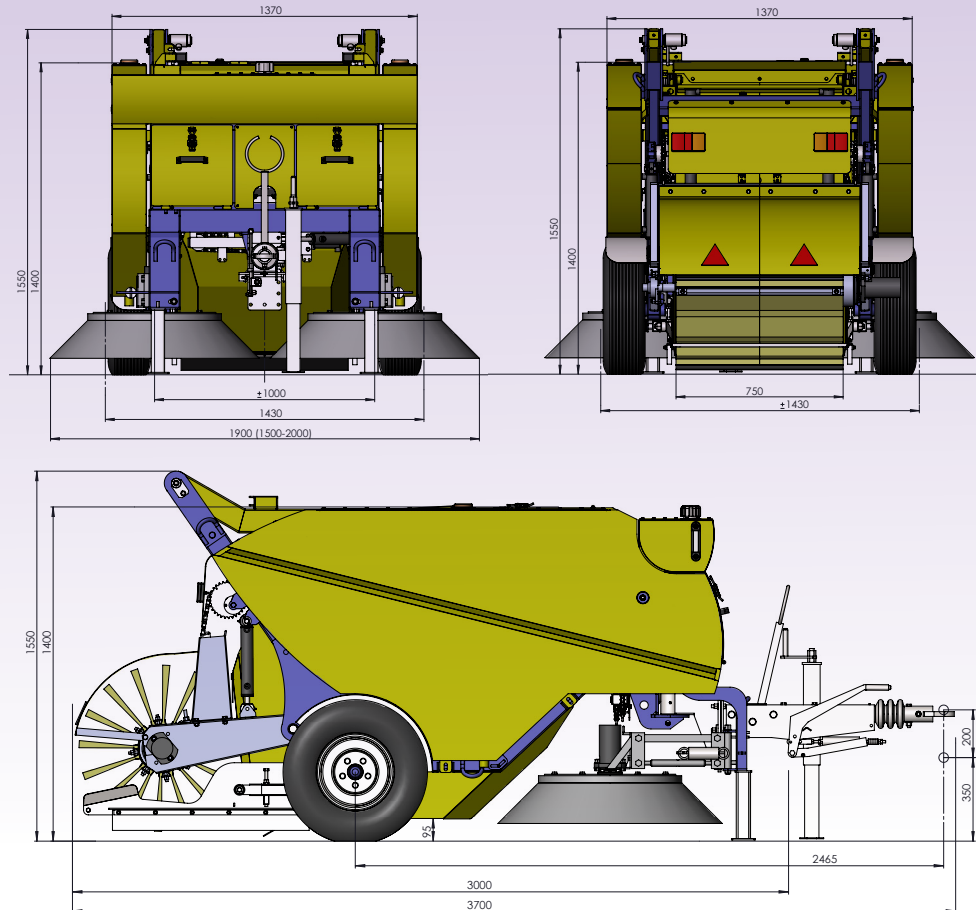
120 Years of experience

Since 1893 the Brodd Family has been producing high-quality brushes and other sweeping equipment. The third generation of the Brodd Family is today engaged in the production of high capacity sweepers.

KALMEC ENGINEERING

With 35 years of experience from the Middle East!

We introduced this kind of sweepers in 1983 in the Middle East countries and now based upon our wide experience we are pleased to present our new model with several technical improvements.



BRODD group



KALMEC ENGINEERING AB

Polhemsgatan 1
SE-392 39 Kalmar
Sweden
www.kalmec.com

Tel. +46 480 859 00
Fax +46 480 172 50
hq@kalmec.se