

# **BRODD MASTER<sup>®</sup>**



***Powerful, high capacity elevator sweeper with suction unit.  
For application on ordinary truck chassis.***



# BRODD MASTER<sup>®</sup>

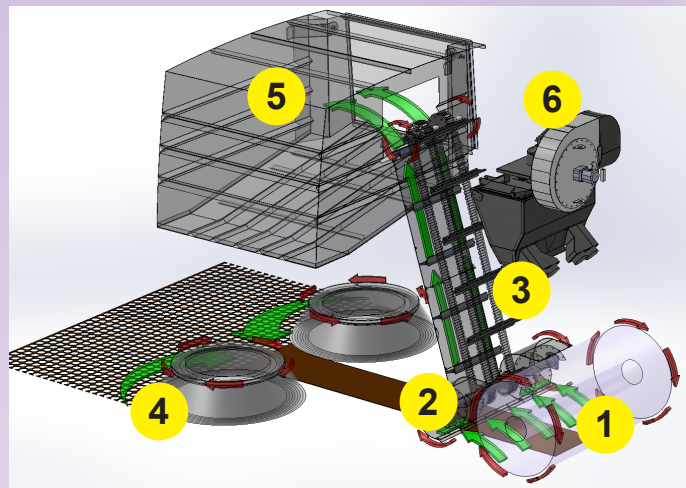
*Truck mounted high capacity elevator sweeper*

## **Simple, sturdy and silent**

### **The sweeping principle**


Both side brushes (4) sweep the dirt into the middle of the sweeper, the wide roller brush (1) throws the debris up into the feeding worm (2) further up to the elevator (3) equipped with easy replaceable rubber rakes - transports it into the litter hopper (5).

The suction system (option) (6) prevents the dust and it gets **clean - faster and even more efficient!**



## **Suction system (option)**

Master sweeper can be equipped with an effective suction ventilator for collection of the fine dust which is usually created during the sweeping operation.



## **Easy maintenance**

Easy availability for service and maintenance of the sweeping unit. Just remove the covers and you have full access for simple maintenance.





### **Remote control system**

Everything in view from driver's seat. All functions of the sweeping unit can be operated from this control box. The switches are equipped with lights.



### **Sprinkler system**

1600 l water together with the hydraulically driven water pump almost guarantees dust free sweeping. Water ramps are available in front of each side brush, behind the roller brush and in front of the truck.



### **High dumping litter hopper with 3200 mm dumping height**

You can dump directly on the platform body of a truck.



### **Full automatic floating brush suspension**

The side brushes as well as the roller brush look after themselves without any manual adjustments during the full lifetime of the brushes.



### **Fashioned hydraulic system**

The power for the sweeper unit is taken from the PTO from the truck engine. The sweeping unit comes with an unique load sensing pump which delivers at any time the correct pressure and oil flow. The valve block is mounted behind easy accessible cover.

## 120 Years of experience

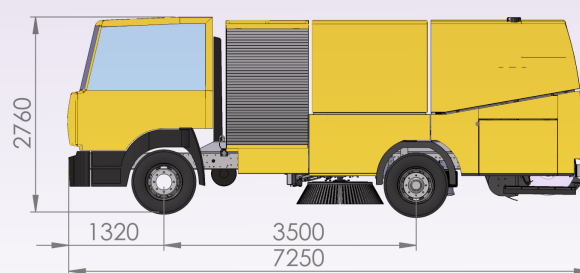
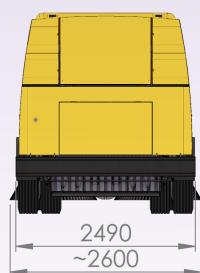
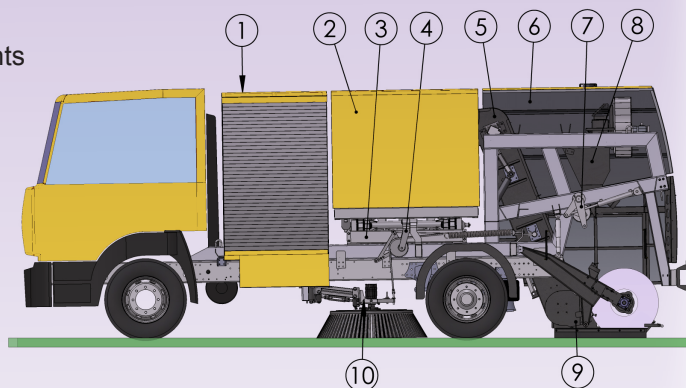
Since 1893 the Brodd Family has been producing high-quality brushes and other sweeping equipment. The third generation of the Brodd Family is today engaged in the production of high capacity sweepers.

### KALMEC ENGINEERING


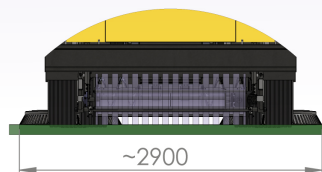
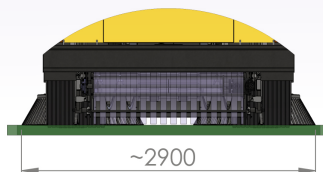
With 35 years of experience from the Middle East!

We introduced this kind of sweepers in 1983 in the Middle East countries and now based upon our wide experience we are pleased to present our new model with several technical improvements.

1. Cabinet for hydraulic, electric and water components
2. Litter hopper
3. Scissors system for hopper
4. Automatic brush suspension system
5. Elevator
6. Water tank
7. Lifting device for roller brush
8. Ventilator, suction unit
9. Feeding worm, roller brush
10. Side brush



A new system to maintain a constant width



BRODD group



**KALMEC** ENGINEERING AB

Polhemsgatan 1  
SE-392 39 Kalmar  
Sweden  
[www.kalmec.com](http://www.kalmec.com)

Tel. +46 480 859 00  
Fax +46 480 172 50  
[hq@kalmec.se](mailto:hq@kalmec.se)